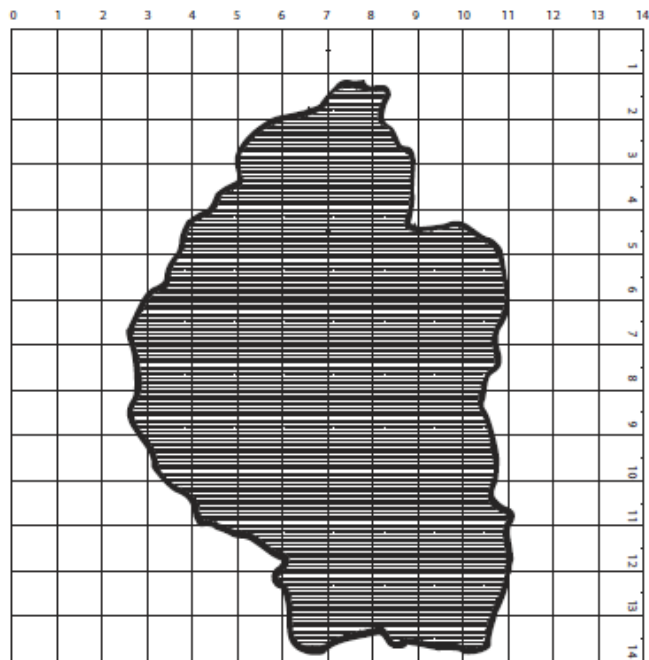


Manuka Health Wound Care Range – Case Studies

Wound Dressing: Case Study Lower Leg Failed Graft Site on a 91 year female

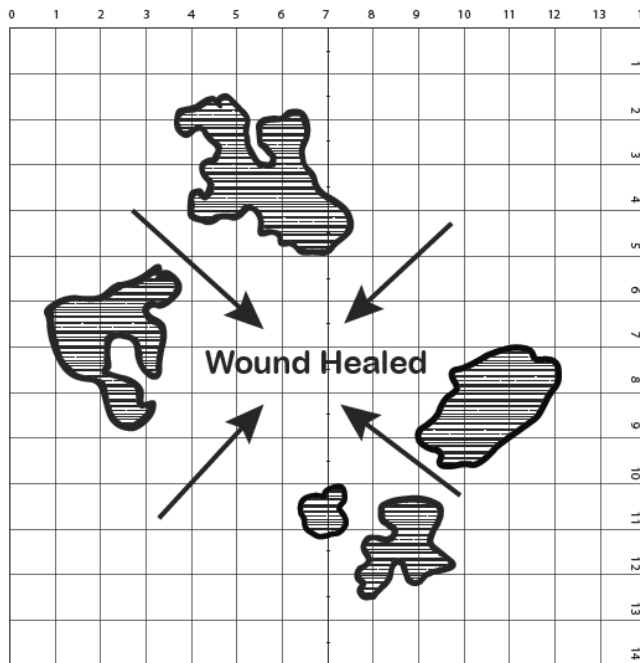
Left Lower Leg Failed Graft Site



14/3/2013

Left Lower Leg Graft Site

17 days post Manuka Health Wound Dressing Application



31/3/2013

- 91 yr old had a lower leg injury resulting in a haematoma which was surgically evacuated. Wound Skin Grafted on the 1/03/13. Graft then went on to fail. A 10x10cm Manuka Health Dressing utilised, changed daily for first 3 days and then x1 every 3 days.
- At day 17 dressing regime changed from the dressing to the application of the Manuka Health Wound Gel to unhealed areas. Completely healed by day 25.



Given by Nature, Proven by Science.

Manuka Health Wound Care Range – Case Studies

- Venous Leg Ulcer on Elderly Diabetic

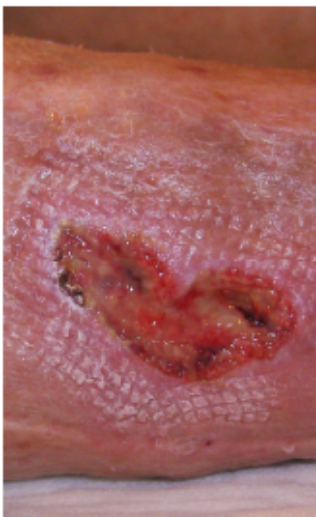
Presentation

- A 96 year old diabetic female suffering from a venous leg ulcer
- Unresponsive after two months treatment with a dry dressing

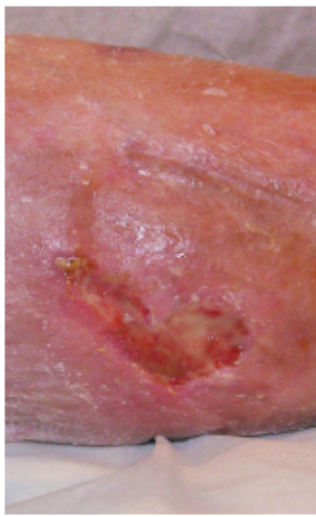
Treatment for 4 weeks with Manuka Health Wound Dressings

- 95% healed with good granulation tissue in remaining wound bed
- Low moisture, infection free, healthy, defined edges

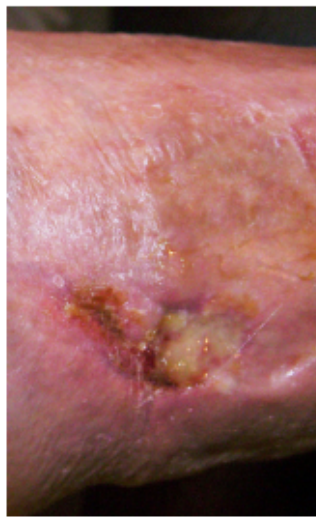
Week 1



Week 2



Week 3



Week 4

